



1

---

---

---

---

---

---

---

---



2

---

---

---

---

---

---

---

---



3

---

---

---

---

---

---

---

---

**ONLINE RESEARCH** RESEARCH

- Find similar products in the market.
- Define your true competitors.



© FYBO

4

---

---

---

---

---

---

---

---

**STORE RESEARCH** RESEARCH

- Evaluate products in the stores.
- Analyze fabrics, textiles and finishes.
- Compare the price point vs. quality of the product.
- Purchase usable fabrics and products to modify.



© FYBO

5

---

---

---

---

---

---

---

---

**PROOF OF CONCEPT PROTOTYPING** RESEARCH

- Make a homemade prototype,
- Cut; sew, modify products to make your own device.



© FYBO

6

---

---

---

---

---

---


---

---

RESEARCH

## PROOF OF CONCEPT TESTING

- Real world use and testing
- Validation from end users.
- Expose the flaws and shortcomings of your design.



FYBO

7

---

---

---

---

---

---


---

---

RESEARCH

## PROTOTYPE REFINEMENT

- Improve Prototype based on usage feedback.
- Mitigate issues later.



FYBO

8

---

---

---

---

---

---

---

---

DESIGN

## DESIGN LOOKS AND FEEL

- Fashion Design.
- Look and feel base on market trends.
- Materials and Textures.



FYBO

9

---

---

---

---

---

---

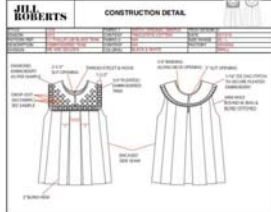
---

---


### INITIAL TECH PACK DESIGN

- Define Patterns, Stitch Types and Locations.
- Define fabric Types(Size, Weight, Finishing Treatments)

**CONSTRUCTION DETAIL**



**WORK SHEET**



DESCRIPTION	QUANTITY	UNIT
BLACK		
BLUE		
RED		

© FYBO

10

---

---

---

---

---

---

---

---

### MATERIALS SOURCING SOURCING

- Specialty Fabrics
- Specialty Finishes
- Thread, Tape, Zippers, etc.



© FYBO

11

---

---

---

---

---

---

---

---

### FABRIC CHOICE SOURCING

**FACTORY STOCK**

- Readily Available.
- Low or No MOQ.
- No changes allowed.
- Constrained to what is there.

**CUSTOM BUILD**

- Required R&D
- Lab Testing
- Long process to finalize ideal look, feel and functionality.

© FYBO

12

---

---

---

---

---

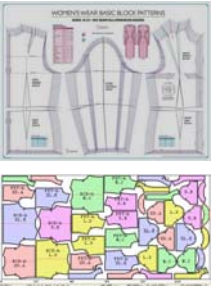

---


---

---

### ALPHA PROTOTYPE BUILD PROTOTYPING

- Make prototype with factory sourced materials.
- Evaluate look and feel.





13

---

---

---

---

---

---

---

---

### PRODUCTION SOURCING SOURCING

- Find facility in right location (USA, Asia, Mexico, South America).
- Consider Industry (Medical-FDA Trace), FAJAS (Colombia)



14

---

---

---

---

---



---

---

---

### FACTORY PROTOTYPE SOURCING

- Use factory equipment.
- Operator feedback based on S.O.P'S
- Standardize design based on streamlined MFG.



15

---

---

---

---

---


---


---

---

**TESTING** TESTING

- Test Product for functionality.
- Compare to proof of concept prototype.
- Evaluate Factory changes.





16

---

---

---

---

---

---

---

---

**PRE-PRODUCTION** PRE-PRODUCTION

PACKAGING

- Purchase fabrics
- Purchase materials
- Scheduling of lines.

TAGS

- Quote Packaging.
- Assign UPC-A

TAGS

- Hangtags.
- Taffeta Tags.





17

---

---

---

---

---


---

---

---

**TECH PACK** DESIGN

- Tech pack is a live document.
- Update after changes from factory prototype.
- Work together with factory to ensure seamless transition.





18

---

---

---

---

---

---



---

---

DESIGN

## INSPECTION AND APPROVAL

- Comprehensive Inspection Plan
- Reduce Errors



19

---

---

---

---

---

---

---

---

DESIGN

## PRODUCTION

- Large Scale Deployment.
- Little room for error.
- Extensive Planning.



20

---

---

---

---

---

---

---

---

DESIGN

## PACKAGING/ SHIPPING

- Singulate Products.
- Attach Hangtags and Labels.
- Put into bags/boxes.
- Hand off to transport and Logistics.



21

---

---

---

---

---

---

---

---



22

---

---

---

---

---

---

---

---